



Sales Service

0086 592-8105999



After-Sales Service

0086 592-8105999

Due to the continuous development of the company, the company reserves the right to change the product, operation, technology and other information without making any prior announcement. Therefore, the information in this document is for reference only and does not constitute any invitation or commitment. Evada may modify the above information without prior notice.



EVADA (Xiamen) Technology Co., Ltd.

ZIP Code: 361000
 Tel: 0086 592-8105999
 Fax: 0086 592-5746808
 URL: WWW.EVADAPOWER.COM
 E-mail: SALES@EVADAUPS.COM
 Address: No. 10, Xinyang Road, Haicang District, Xiamen, Fujian, China



HQ-M Series Modular UPS 20-1200kVA

Modular Uninterruptible Power System

TABLE OF CONTENTS

1. About Evada	03
2. Modular UPS Overview	04
3. Key Values	05-11
I . HQ-MR Series	06
II . HQ-M Series	07-11
4. HQ-M Composition	12
5. HQ-M Accessories	13
6. Technical Specification	14-16
7. Cases	17-18

About Evada

Evada Profile

EVADA (Xiamen) Technology Co., Ltd., founded in 1998, with headquarter in Xiamen, currently has 31 sales and service branches nationwide and 2 branch offices in oversea. The group focuses on the field of power conversion products, energy storage system and data centers. The products cover modular UPS, high frequency UPS, low frequency transformer-based UPS, military-grade UPS, inverters, telecommunication power supplies, data center solutions and other customized products.

The products were widely used in telecommunication, railways, industry, broadcasting and television, medical, national defense, finance, government, education etc. In addition, EVADA has exported to Southeast Asia, Europe, Middle East, Africa etc.

EVADA will continue to implement the core values of self-confidence, efficiency, innovation and transcendence to achieve win-win with customers.

Globalization, localization

- Top 5 UPS brands in China
- China's famous trademark "EVADA"
- A national high-tech enterprise
- 32+ branch offices in domestic market

- 2 branch offices in oversea countries
- Service for high end customers (State Grid, China Mobile, CRRC, etc..)
- ISO9001, ISO 14001, OHSAS18001, CE, UL, TLC, CQC certification



Evada Modular UPS Overview



Power range: 20-1200kVA
 Rated voltage: 380VAC/400VAC/415VAC 3P+N+PE
 Rated frequency: 50/60Hz
 Product description: Double conversion, Modular design

- Application field
- Small, medium and large data centers
 - Finance and banking critical infrastructure
 - Commercial buildings and industrial complexes
 - Healthcare
 - Telecommunications bases
 - Process control equipment

Modular UPS Product Family

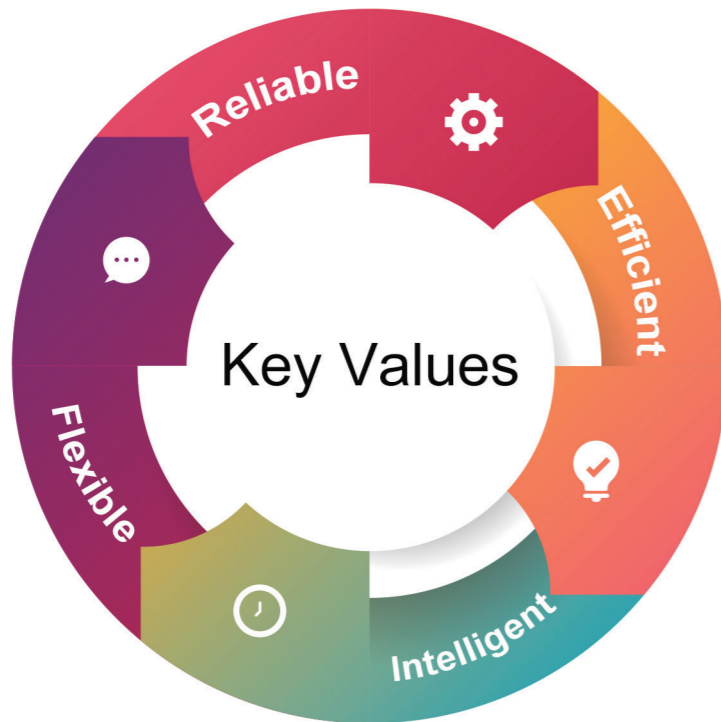
Modules (20~30kW/40~60kW)	 20/25/30KVA/2U	 40/50KVA/3U	 60KVA/3U				
Embedded System (2, 4, 6modules)	 HQ-M50R/25KVA	 HQ-M100R/25KVA	 HQ-M150R/25KVA				
System Cabinet (4, 7, 12modules)	 HQ-M100 3+1 25KVA	 HQ-M150 6+1 25KVA	 HQ-M200 10+2 25KVA	 HQ-M200 4+1 50KVA	 HQ-M300 6+1 50KVA	 HQ-M500 10+2 50KVA	 HQ-M600 10+2 60KVA

We develop and manufacture excellent modular products for users, creating the biggest values for customers.



HQ-M UPS provides multiple robust characteristics to minimize risks and make customers satisfied.

With system efficiency as high as 96.5%, HQ-M UPS brings customer low operation expense.

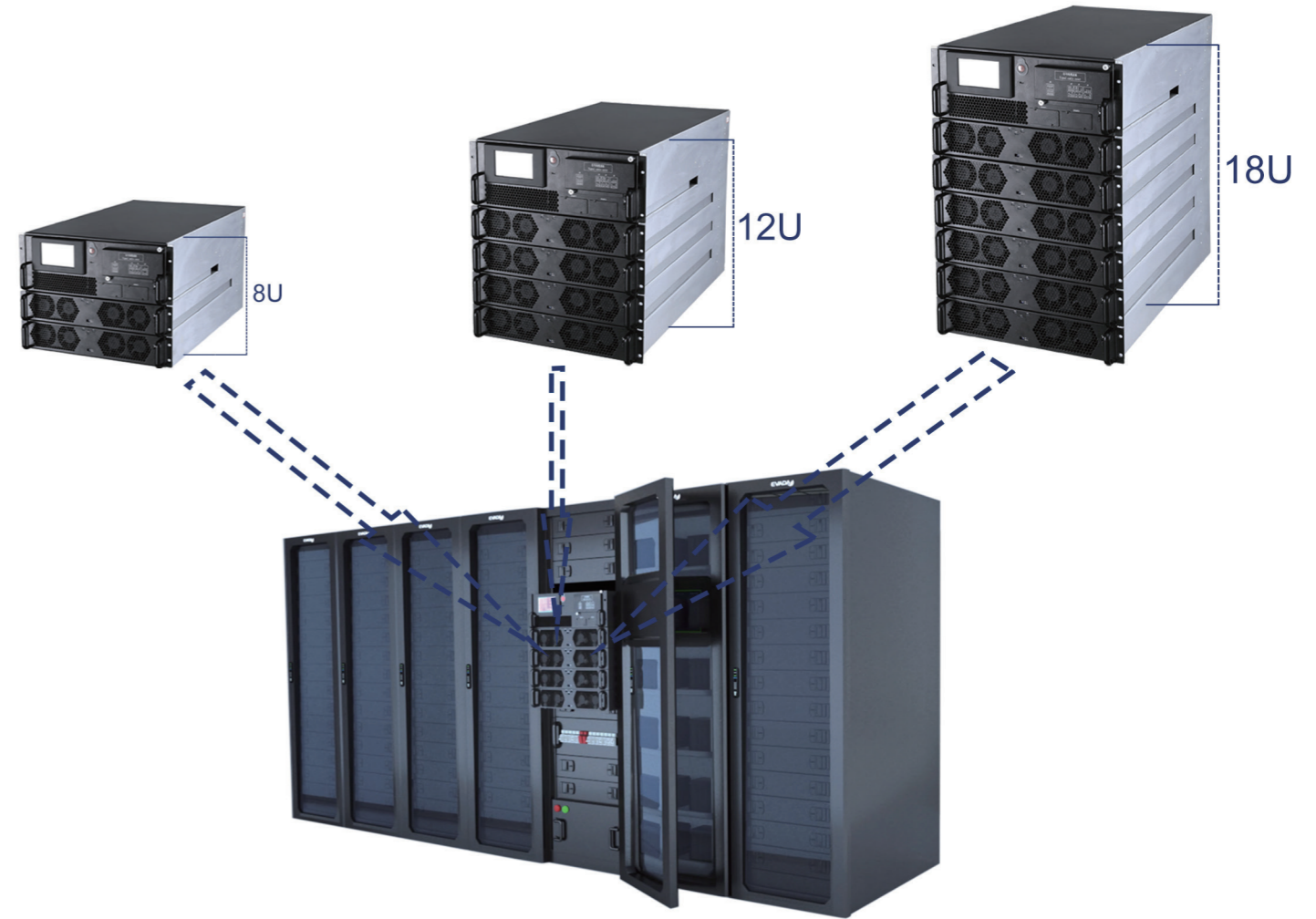


With the availability of 20/25/30/40/50/60 modules. Customers can make a flexible configuration with 20 to 1200KVA system capacity.

Equipped with smart human machine interfaces, HQ-M fits for all kinds of application requirements.



The Embedded Modular UPS



Features:

- **Reliable:** adopt 1 + 1 DSP design to improve system operation and response speed.
- **Efficient:** The system efficiency is as high as 96%; High power density ratio of 2U height for modules.
- **Flexible:** Allowing 2/4/6 modules*20/25KVA modules to achieve different capacity for the system.
- **Simple:** Embedded installation design for standard 19-inch cabinets; integrated with the power distribution modules, batteries, monitoring in one cabinet from 50KVA to 150KVA.

Value decomposition- Reliable

<< 6+1/10+2 Redundancy design

Power module N + X redundancy design, the system can provide up to 20% redundancy capacity under 100% load, reaching the highest level of rack Class B availability.

200kva = (10+2)*20kva modules.

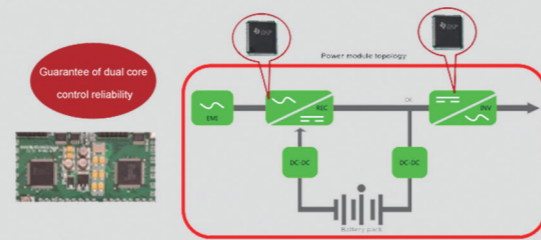
500kva = (10+2)*50kva modules.

300kva = (6+1)*50kva modules.



<< Dual DSP Design

The power module DSP adopts 1 + 1 design to improve the system operation and response speed and reduce the complexity of multi-module parallel control.




<< Redundancy design for Fans

The redundancy design of intelligent speed regulating fan will not affect the use of the whole module due to the abnormality of a single fan.



<< Redundant Monitoring

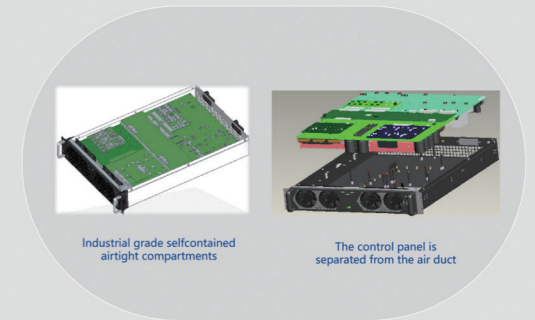
With LCD screen and LED indicator on each 50KVA power module, it allows independently monitoring module data and working status, to realize 1 + 1 redundant backup with the system display.



Value decomposition- Reliable

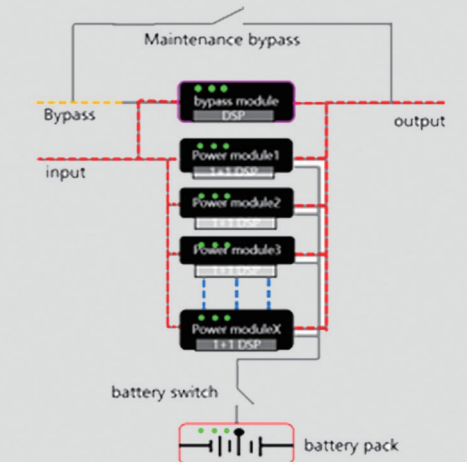
<< High environment adaptability

Power module with three defense design, high efficiency dust-proof, no fear of dust application environment for sensitive components, such as short-circuit, arcing and other fault risks.



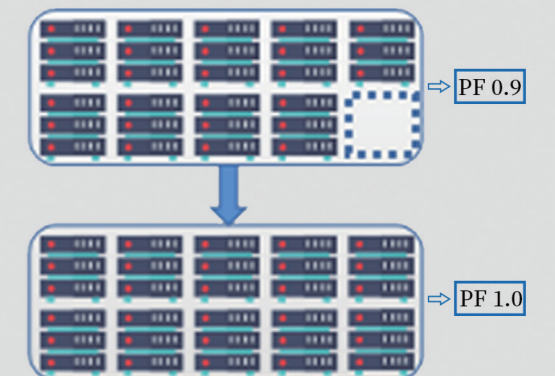
<< Decentralized control design

The system adopts decentralized control logic to avoid the risk of single point of failure caused by centralized control and load downtime. With this design, the power modules won't influence the other modules.



<< High load adaptability

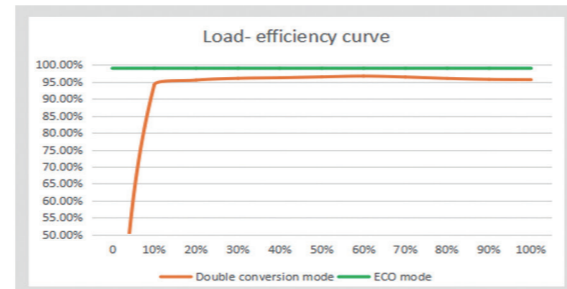
The output power factor is up to 1.0. The loading capacity is increased by more than 10% than traditional UPS to make system more safe and reliable.



Value decomposition- Efficient

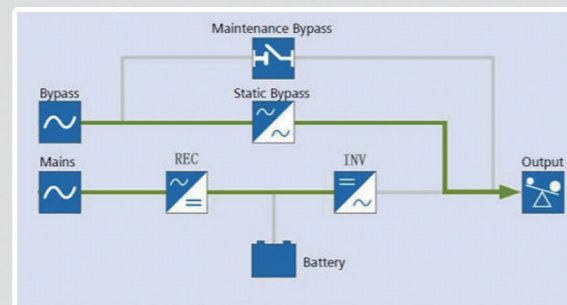
<< High efficiency at double conversion mode

The system efficiency is as high as 96.5%: the energy consumption and operation cost are saved by more than 15% each year. High efficiency significantly lowers operation costs and provides savings in cooling.



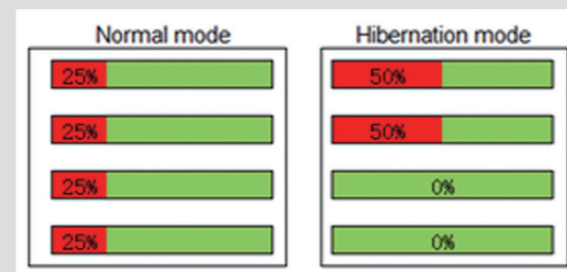
<< High efficiency at ECO mode

- Efficiency is more than 99% to maximize energy-saving.
- The load is powered by static bypass (the input range can be set) and the inverter is in "standby" state.
- If input is abnormal, the UPS will transfer to online mode in milliseconds to ensure power continuity and quality.



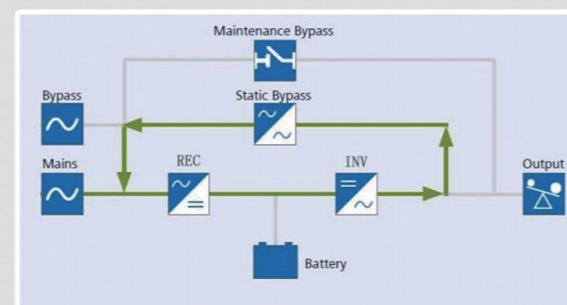
<< Intelligent hibernation function

The hibernation function can improve the efficiency of the system under light load and save energy. And no matter the system is in single mode or parallel mode, both modes are available.



<< Self-aging function

Intelligent and convenient self-aging function is to save energy by more than 95% (not necessary to rent fake load), saving operation and installation costs for users.



Value decomposition -Flexible

<< All hot swappable module design

- The system supports phased deployment and capacity expansion on demand to reduce the initial investment cost of customers.
- Both bypass module and power module support online hot plug, the operation is easy and safe, and the MTTR is less than 5minutes.



<< Multiple and flexible configurations

- Three switch built-in configuration solutions are selected on demand to save power distribution system and user investment.
- The top and bottom incoming cables are compatible, seamlessly adapt to the on-site distribution layout and save space.



<< Cold start function

When main power fail, the system supports direct battery startup to meet the requirements of multi scenario applications, easy for pre-check after installation.



<< Adjustable battery configurations


The ultra-wide battery regulation 30-44 units range helps to accurately match the battery capacity and flexibly utilize the old battery pack on site, saving customer investment.



Value decomposition - Intelligent

<< Touch screen for visual control

- 10 inch color touch screen: graphical display and abundant functions are available.
- Main page can directly show the current working status.
- All the running information of each part can be checked from display.



<< Intelligent battery management

- UPS can interact with the lithium battery BMS system in real time to realize the intelligent management and linkage of the UPS to the battery and prevent the battery from getting out of control.



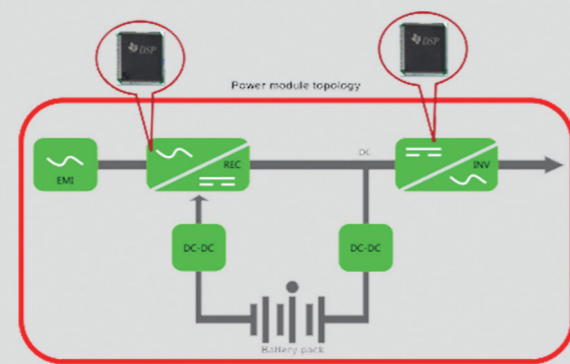
<< Abundant communication interfaces

Abundant communication interfaces and networking forms help to flexibly monitor the real-time operation status of UPS system: RS232/RS485/Dry contact/SNMP.



<< Complete Digital control

- Advanced dual DSP control technology, accurate and fast data processing, optimized circuit design, fast fault self-diagnosis and processing capabilities.
- Digital parallel current sharing technology: ensure the high power quality for IT equipment, and ensure the safe operation of user equipment.



HQ-M Composition



1 10 inch touch screen

2 Communication interface

3 Bypass module

4 Power module

5 Mechanical frame

6 Dust-proof net

7 Mains switch

8 Bypass switch

9 Maintenance bypass switch

10 Output switch

HQ-M Accessories

<< Power module

- 2U height for 20/25/30KVA modules.
- 3U height for 40/50/60KVA modules.



60KVA

50KVA

<< Bypass module

The bypass module can provide continuous power supply for load in case the power modules are out of work. The bypass module features concentrated design, also provides abundant communication interfaces.



<< SNMP card (Optional)

The SNMP card supports remote monitor for the UPS, all running status and working parameters will be displayed on the monitoring page. With the SNMP card, the UPS can be remotely controlled by the operators.



<< LBS communication cable

The LBS communication cable is for load bus Synchronization control when the outputs of 2 UPS systems should be synchronous, which can ensure the outputs are with the same frequency and phase.



<< Parallel communication cable

The parallel communication cables are used for parallel connection system, which can ensure the parallel UPS sustain and share the load at the same time, and make sure the system runs in a logic way.



Performance

Model	HQ-MR40/20	HQ-MR50/25	HQ-MR80/20	HQ-MR100/25	HQ-MR125/25	HQ-MR150/25
Rated Capacity	40kVA	50kVA	80kVA	100kVA	125kVA	150kVA
Power Module Capacity	20kVA	25kVA	20kVA	25kVA	25kVA	25kVA
Power Module Quantity	2		4		5	6
Input						
Wiring Method	3 Phase+N+PE					
Rated Voltage	380/400/415VAC(line-line)					
Rated Frequency	50/60Hz					
Voltage Range	305VAC ~ 477VAC (line-line) full load; 304VAC ~ 228VAC (line-line) load derating linearly from 100% to 80%					
Frequency Range	40Hz~70Hz					
Power Factor	>0.99					
THDi	< 3% (linear full load) ; < 5% (non-linear full load)					
Bypass						
Rated Voltage	380/400/415VAC(line voltage)					
Voltage Range	Factory setting -20% ~ +15%; settable, upper limit:+10%,+15%,+20%,+25%; lower limit:-10%,-15%,-20%,-30%,-40%					
Frequency Range	Rated frequency 50/60Hz; frequency range can be set ±1Hz, ±3Hz, ±5Hz					
Overload Capacity	110% for long run ; >150% for 200ms					
Battery						
Battery Voltage	±192VDC (360 ~ 528VDC; 30 ~ 44 units settable, defaulted by 32 units)					
Output						
Rated Voltage	380V/400V/415V(line-line)					
Rated Frequency	50/60Hz					
Power Factor	1					
Voltage Accuracy	≤±1.0%@ balanced load; ≤±5.0%@ unbalanced load					
Frequency Accuracy	50/60Hz±0.01%					
Frequency Tracking Range	Settable, ±0.5Hz~±5Hz ;±3Hz					
THDu	≤2%(100% linear load) , ≤4%(nonlinear load)					
Three-Phase Phase Accuracy	120°±1°					
Crest Factor	3:1					
Overload	< 105%, long run; < 110%, 60mins ; 110 ~ 125%, 10mins; > 125 ~ 150%, 1mins; > 150%, 200ms					
System						
System Efficiency	96%@ double conversion mode, ≥99%@ECO mode					
Display	5" LCD touch screen					
Wiring	Support bottom in					
Language	Chinese, English; optional: Russian,Italian, Spanish, German, etc.					
Protection Class	IP20					
Communication	RS232/RS485/SNMP card (optional) / dry contact (optional)					
Working Condition	Temperature: 0~40°C ; humidity: 0~95%(no condensation)					
Noise	<60dB@1 meter					
Altitude	<1000 meters, derating, > 1000 meters, derating 1% if every 100 meters increased					
Cabinet Type	2 Modules	4 Modules		5 Modules	6 Modules	
Size						
System W x D x H (mm)	482.6 x 800 x 353.2(8U)		482.6 x 800 x 531(12U)		482.6 x 900 x 800(18U)	
Module W x D x H (mm)	440 x 690 x 86(2U)					
Weight						
System(kg)	60		65		80	
Module(kg)	21.5					

* Specifications are subject to change without prior notice.

15 | HQ-M Series Modular UPS 20-1200KVA

Model	HQ-M60	HQ-M75	HQ-M100	HQ-M125	HQ-M150	HQ-M200	HQ-M300
Rated Capacity	60kVA	75kVA	100kVA	125kVA	150kVA	200kVA	300kVA
Power Module Capacity	20kVA/25kVA (30kVA available)						
Power Module Quantity	3+1	4	6+1	10+2	12		
Input							
Wiring Method	3 Phase+N+PE						
Rated Voltage	380/400/415VAC(line-line)						
Rated Frequency	50/60Hz						
Voltage Range	304VAC ~ 478VAC (line-line) full load; 304VAC ~ 228VAC (line-line) Load derating linearly from 100% to 80%						
Frequency Range	40Hz~70Hz						
Power Factor	>0.99						
THDi	< 3% (linear full load) ; < 5% (non-linear full load)						
Bypass							
Rated Voltage	380/400/415VAC(line voltage)						
Voltage Range	Factory setting -20% ~ +15%; settable, upper limit:+10%,+15%,+20%,+25%; lower limit:-10%,-15%,-20%,-30%,-40%						
Frequency Range	Rated frequency 50/60Hz; frequency range can be set ±1Hz, ±3Hz, ±5Hz						
Overload Capacity	110% for long run ; >150% for 200ms						
Battery							
Battery Voltage	±192VDC (360 ~ 528VDC; 30 ~ 44 units settable, defaulted by 32 units)						
Output							
Rated Voltage	380V/400V/415V(line-line)						
Rated Frequency	50/60Hz						
Power Factor	1						
Voltage Accuracy	≤±1.0%@ balanced load; ≤±5.0%@ unbalanced load						
Frequency Accuracy	50/60Hz±0.01%						
Frequency Tracking Range	Settable, ±0.5Hz~±5Hz; factory setting ±3Hz						
THDu	≤2%(100% linear load), ≤4%(nonlinear load)						
Three-phase Phase Accuracy	120°±1°						
Crest Factor	3:1						
Overload	< 105%, long run; < 110%, 60mins; 110 ~ 125%, 10mins; > 125 ~ 150%, 1mins; > 150%, 200ms						
System							
System Efficiency	≥96%@ double conversion mode, ≥99%@ECO mode						
Display	7" touch screen + LED						
Wiring	Support top in and bottom in						
Standard	IEC62040-1-1; IEC62040-2; IEC62040-3						
Protection Class	IP20						
Feeder Protection	Standard: isolating switch, optional: fuse						
Communication	RS232/ RS485/ Modbus/SNMP (optional) / dry contact (optional)						
Optional	Dust-proof net, lightning protection module, LBS cable, earthquake-proof components, temperature and humidity sensor						
Working Condition	Temperature: 0 ~ 40°C; humidity: 0~95%(no condensation)						
Noise	<65dB@1 meter						
Altitude	<1000 meters, no derating, > 1000 meters, derating 1% if every 100 meters increased						
Cabinet Type	4 Modules	7 Modules	12 Modules				
Size							
System W x D x H (mm)	600 x 880 x 1200	600 x 850x 1600	600 x 1010 x 2000				
Module W x D x H (mm)	440 x 690 x 86 (2U)						
Weight							
System(kg)	136	193.5	239				
Module(kg)	21.5						

16 | HQ-M Series Modular UPS 20-1200KVA

Model	HQ-M200/50	HQ-M300/50	HQ-M500/50	HQ-M600/60	HQ-M840/60	HQ-M1000/50	HQ-M1200/60
Rated Capacity	200kVA	300kVA	500kVA	600kVA	840kVA	1000kVA	1200kVA
Power Module Capacity	50kVA		60kVA		50kVA	60kVA	
Power Module Quantity	4	6	10	14	20		
Input							
Wiring Method	3 Phase+N+PE						
Rated Voltage	380/400/415VAC(line-line)						
Rated Frequency	50/60Hz						
Voltage Range	304VAC ~ 478VAC (line-line) full load; 304VAC ~ 228VAC(line-line) load derating linearly from 100% to 80%						
Frequency Range	40Hz~70Hz						
Power Factor	>0.99						
THDi	< 3% (linear full load) ; < 5% (non-linear full load)						
Bypass							
Rated Voltage	380/400/415VAC(line voltage)						
Voltage Range	Factory setting -20% ~ +15%; settable, upper limit:+10%,+15%,+20%; lower limit:-10%,-20%,-30%,-40%						
Frequency Range	Settable (±1Hz, ±3Hz, ±5Hz)						
Overload Capacity	110% for long run, >150% for 200ms						
Battery							
Battery Voltage	±192VDC (384 ~ 528VDC; 32 ~ 44 units settable, defaulted by 32 units)						
Output							
Rated Voltage	380V/400V/415V(line-line)						
Power Factor	0.9 (1 optional)						
Rated Frequency	50/60Hz						
Voltage Accuracy	≤±1.0%@ balanced load; ≤±5.0%@ unbalanced load						
Frequency Accuracy	50/60Hz±0.01%						
Frequency Tracking Range	Settable, ±0.5Hz~±5Hz; factory setting±3Hz						
THDu	≤2%(100% linear load), ≤4%(nonlinear load)						
Three-phase Phase Accuracy	120°±1°						
Crest Factor	3:1						
Overload	< 105%, long run; < 110%, 60mins; 110 ~ 125%, 10mins; > 125 ~ 150%, 1mins; > 150%, 200ms						
System							
Efficiency	96.5%@ double conversion mode						
Display	10.4" touch screen +LED						
Wiring	Support top in and bottom in						
Standard	IEC62040-1-1; IEC62040-2; IEC62040-3						
Protection Class	IP20						
Optional	SNMP card, modbus card, parallel components, lightning protection components, dust-proof net, LBS, editable dry contact						
Working Condition	Temperature: 0~40°C; humidity: 0~95%(no condensation)						
Noise	< 70dB @ 1meter						
Altitude	<1000 meters, no derating, > 1000 meters, derating 1% if every 100 meters increased						
Cabinet Type	4+1 Modules	6+1 Modules	10+2 Modules	14 Modules	20 Modules		
Size							
System W x D x H (mm)	600 x 850 x 2000	600 x 1100 x 2000	1000 x 1100 x 2000	1800 x 850 x 2000	2000 x 1100 x 2000		
Module W x D x H (mm)	440 x 720 x 130 (3U)						
Weight							
System(kg)	190	250	500	530	980	1100	1180
Module(kg)	33.5						

* Specifications are subject to change without prior notice.

17| Cases

Laos Golden Triangle Special Economic Zone

20 units of HQ-M series UPS were used in this project to provide high-quality power supply for five buildings



18| Cases

The Big Data Center for IoT

Several sets of 500kVA HQ-M series UPS were used in this project



Xinchuang Cloud Data Center

3 units of 500KVA HQ-M series UPS were used in this project



Fuzhou Metro

There are 9 lines with a total length of 338.12km in Fuzhou urban rail transit network planning. Evada HQ-M Series modular UPS provides reliable power supply guarantee for Fuzhou Metro Hub



Tianfu Cloud Computing Center

Tianfu Cloud Computing Center is the biggest data-center in Sichuan Province, Evada provides 20 units of HQ-M series 600KVA UPS in this project



More Cases:

- Telecommunication Operator Data Center project in Russia
- Affiliated Hospital of Tianjin Armed Police Medical College Data Center
- Henan Xinyang Central Hospital
- Science and Technology Building of Tsinghua University
- ABA Electric Power Co., Ltd. -State Grid Sichuan Project
- Yinchuan Telecommunication Control Room Project
- Qilu Petrochemical Headquarter Data Center Project
- ...